
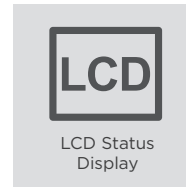
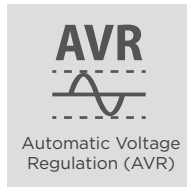
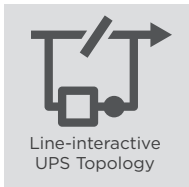


VP700E(I)LCD/VP1000E(I)LCD
VP1200E(I)LCD/VP1600E(I)LCD



TOWER UPS WITH LCD DISPLAY FOR PROFESSIONAL USAGES



The GreenPower UPS providing reliable battery backup and data line protection with high-speed transmission for home and office

Ideal for home, SOHO office, office and back office applications, the Value Pro Series adopts line-interactive topology with Automatic Voltage Regulation (AVR) function to offer stabilized AC power output. The products provide multifunctional LCD readout to display clear power and battery conditions. The data line protection with high-speed transmission safeguards phones, network and communication equipment against surge/spike as well as supply 1Gbps speed to transmit data. The products' power management software achieves real-time monitoring and configuration.

APPLICATION

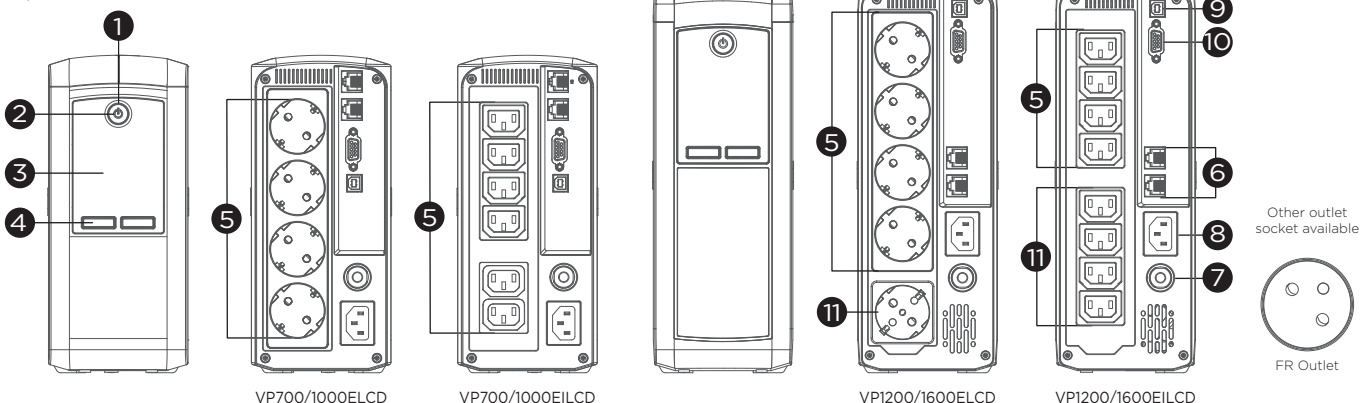
- Home
- Office
- SOHO Office
- Back Office

SERIES FEATURES

- Line-interactive UPS Topology
- Automatic Voltage Regulation (AVR)
- Surge and Spike Protection
- LCD Status Display
- Tower Form Factor
- Energy Saving Technology
- Overload Protection
- High-Speed Ethernet Data Transmission
- PowerPanel® Management Software

PRODUCT CALLOUTS

- 1 . Power On Indicator
- 2 . Power On/Off Switch
- 3 . LCD Display Panel
- 4 . Function Button(s)
- 5 . Battery Backup & Surge Protected Outlets
- 6 . Communication Protection Ports RJ11/RJ45
- 7 . Input Circuit Breaker
- 8 . AC Inlet
- 9 . USB Port
- 10 . Serial Port
- 11 . Surge Protected Outlet(s)





TECHNICAL SPECIFICATIONS

| Model Name | VP700E(I)LCD | VP1000E(I)LCD | VP1200E(I)LCD | VP1600E(I)LCD |
|--|--|---------------------------------|---------------------------------|---------------------------------|
| General | | | | |
| UPS Topology | Line-interactive | Line-interactive | Line-interactive | Line-interactive |
| Energy Saving Technology | GreenPower UPS™ Bypass Technology | | | |
| Input | | | | |
| Nominal Input Voltage (Vac) | 230 ± 10% | 230 ± 10% | 230 ± 10% | 230 ± 10% |
| Input Voltage Range (Vac) | 167 - 295 | 167 - 295 | 167 - 295 | 167 - 295 |
| Input Frequency (Hz) | 50 ± 5, 60 ± 5 | 50 ± 5, 60 ± 5 | 50 ± 5, 60 ± 5 | 50 ± 5, 60 ± 5 |
| Rated Input Current (A) | 3.04 | 4.35 | 5.2 | 6.96 |
| Input Connector Type | IEC C14 | IEC C14 | IEC C14 | IEC C14 |
| Output | | | | |
| Capacity (VA) | 700 | 1000 | 1200 | 1600 |
| Capacity (Watts) | 390 | 550 | 720 | 960 |
| On Battery Waveform | Simulated Sine Wave | Simulated Sine Wave | Simulated Sine Wave | Simulated Sine Wave |
| On Battery Voltage(s) (Vac) | 230 ± 10% | 230 ± 10% | 230 ± 10% | 230 ± 10% |
| On Battery Frequency (Hz) | 50 ± 1%, 60 ± 1% | 50 ± 1%, 60 ± 1% | 50 ± 1%, 60 ± 1% | 50 ± 1%, 60 ± 1% |
| Automatic Voltage Regulation (AVR) | Single Boost, Single Buck | Single Boost, Single Buck | Single Boost, Single Buck | Single Boost, Single Buck |
| Overload Protection | Circuit Breaker | Circuit Breaker | Circuit Breaker | Circuit Breaker |
| Outlet(s) - Total | 4 [Schuko/FR] or 6 [IEC] | 4 [Schuko/FR] or 6 [IEC] | 5 [Schuko/FR] or 8 [IEC] | 5 [Schuko/FR] or 8 [IEC] |
| Outlet Type | Schuko x 4 or FR x 4 or IEC x 6 | Schuko x 4 or FR x 4 or IEC x 6 | Schuko x 5 or FR x 5 or IEC x 8 | Schuko x 5 or FR x 5 or IEC x 8 |
| Outlet(s) - Battery & Surge Protected | 4 [Schuko/FR] or 6 [IEC] | 4 [Schuko/FR] or 6 [IEC] | 4 [Schuko/FR] or 4 [IEC] | 4 [Schuko/FR] or 4 [IEC] |
| Outlet(s) - Surge-Only Protected | - | - | 1 [Schuko/FR] or 4 [IEC] | 1 [Schuko/FR] or 4 [IEC] |
| Typical Transfer Time (ms) | 4 | 4 | 4 | 4 |
| Battery | | | | |
| Runtime at Half Load (min) | 10 | 9 | 12 | 11 |
| Runtime at Full Load (min) | 1 | 1 | 4 | 2 |
| Typical Recharge Time (Hours) | 8 | 8 | 8 | 8 |
| User-replaceable | No | No | No | No |
| Battery Type | Sealed Lead-acid | Sealed Lead-acid | Sealed Lead-acid | Sealed Lead-acid |
| Surge Protection & Filtering | | | | |
| Surge Suppression (Joules) | 450 | 450 | 450 | 450 |
| EMI/RFI Filtration | Yes | Yes | Yes | Yes |
| Phone/Network Protection RJ11/RJ45 (Combo) | 1-in, 1-out | 1-in, 1-out | 1-in, 1-out | 1-in, 1-out |
| Management & Communications | | | | |
| LCD Panel | Yes | Yes | Yes | Yes |
| LED Indicators | Power On | Power On | Power On | Power On |
| HID Compliant USB Port(s) | 1 | 1 | 1 | 1 |
| Serial Port | RS232 | RS232 | RS232 | RS232 |
| Audible Alarms | Battery Mode, Low Battery, Overload, UPS Fault | | | |
| Power Management Software | PowerPanel® Personal | PowerPanel® Personal | PowerPanel® Personal | PowerPanel® Personal |
| Physical | | | | |
| Form Factor | Tower | Tower | Tower | Tower |
| Physical Size - UPS Module | | | | |
| Dimensions (WxHxD) (mm.) | 100 x 227 x 260 | 100 x 227 x 260 | 100 x 281 x 355 | 100 x 281 x 355 |
| Weight (kg.) | 5.14 | 6.23 | 9.62 | 10.42 |
| Environmental | | | | |
| Operating Temperature (°C) | 0 - 40 | 0 - 40 | 0 - 40 | 0 - 40 |
| Operating Relative Humidity (Non-condensing) (%) | 0 - 90 | 0 - 90 | 0 - 90 | 0 - 90 |
| Online Thermal Dissipation (BTU/hr) | 9.5 | 23.9 | 74 | 68 |
| Certifications | | | | |
| Certifications* | CE, EAC | CE, EAC | CE, EAC | CE, EAC |
| RoHS | Yes | Yes | Yes | Yes |

*Certifications may vary according to different regions. Visit www.cyberpower.com for more information.
#All specifications are subject to change without notice.