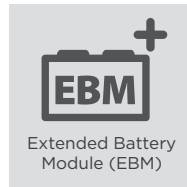



OL5KERTHD/OL6KERTHD



ENTERPRISE ONLINE UPS WITH HIGH DENSITY DESIGN TO GUARANTEE RELIABLE POWER PROTECTION



The high performance online double-conversion UPS supplies optimal power and functionality with compact design

Designed for office and data center applications, the Online (High-Density) adopts double-conversion topology to provide seamless Pure Sine Wave output. The generator-compatible UPSs feature hot-swappable battery packs for maintenance without power interruption. The products also adopt ECO Mode to save on energy costs, Battery Management Technology to help batteries obtain optimal lifespan, and color LCD Display to display key information at a glance. The power management software allows users to easily control and monitor the UPS system.

APPLICATION

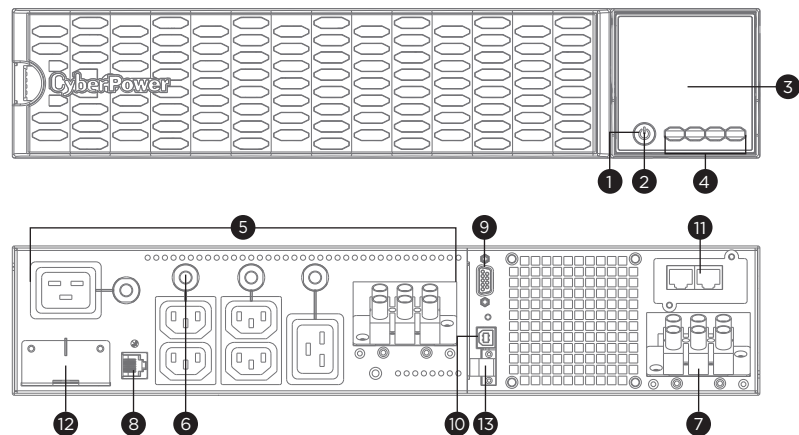
- SOHO Office
- Office
- Back Office
- Server Room
- Data Center
- Supermarket
- Factory
- Airport
- Train Station

SERIES FEATURES

- Online (Double Conversion) UPS Topology
- Energy Saving Technology
- Generator Compatible
- Critical/Non-critical Load Outlets
- Zero Transfer Time
- Battery Management Technology
- Smart Battery Management (SBM)
- Extended Battery Module (EBM)
- Graphical LCD Display
- PowerPanel® Management Software
- SNMP/HTTP Remote Management Capability
- Rack/Tower Convertible Configurations

PRODUCT CALLOUTS

- 1 . Power On Indicator
- 2 . Power On/Off Switch
- 3 . LCD Display Panel
- 4 . Function Button(s)
- 5 . Battery Backup & Surge Protected Outlets
- 6 . Output Circuit Breaker
- 7 . AC Inlet
- 8 . BM/ENV Port
- 9 . Serial Port
- 10 . USB Port
- 11 . SNMP/HTTP Network Slot
- 12 . Extended Battery Module Connector
- 13 . EPO Port



OL5/6KERTHD

TECHNICAL SPECIFICATIONS

Model Name	OL5KERTHD	OL6KERTHD
General		
UPS Topology	Online Double Conversion	Online Double Conversion
Energy Saving Technology	Online ECO Mode Efficiency > 96%	Online ECO Mode Efficiency > 96%
Active PFC Compatibility	Yes	Yes
Input		
Generator Compatibility	Yes	Yes
Nominal Input Voltage (Vac)	200 ± 2%, 208 ± 2%, 220 ± 2%, 230 ± 2%, 240 ± 2%	200 ± 2%, 208 ± 2%, 220 ± 2%, 230 ± 2%, 240 ± 2%
Input Voltage Range (Vac)	180 - 280	180 - 280
Input Frequency (Hz)	50 ± 10, 60 ± 10	50 ± 10, 60 ± 10
Input Frequency Detection	Auto-sensing	Auto-sensing
Rated Input Current (A)	24	32
Input Power Factor	0.99	0.99
Input Connector Type	Hardwire Terminal Block	Hardwire Terminal Block
Output		
Capacity (VA)	5000	6000
Capacity (Watts)	5000	6000
On Battery Waveform	Pure Sine Wave	Pure Sine Wave
On Battery Voltage(s) (Vac)	200 ± 2%, 208 ± 2%, 220 ± 2%, 230 ± 2%, 240 ± 2%	200 ± 2%, 208 ± 2%, 220 ± 2%, 230 ± 2%, 240 ± 2%
Output Voltage Setting	Configurable	Configurable
On Battery Frequency (Hz)	50 ± 0.5%, 60 ± 0.5%	50 ± 0.5%, 60 ± 0.5%
Output Frequency Setting	Configurable	Configurable
Power Factor	1	1
Overload Protection	Internal Current Limiting, Circuit Breaker, Fuse	Internal Current Limiting, Circuit Breaker, Fuse
Overload Protection (Line Mode)	105-125% Load for 1 min, 125-150% Load for 10 sec	105-125% Load for 1 min, 125-150% Load for 10 sec
Overload Protection (Battery Mode)	105-130% Load for 10 sec, 130-150% Load for 2 sec	105-130% Load for 10 sec, 130-150% Load for 2 sec
Overload Protection (Bypass Mode)	Circuit Breaker	Circuit Breaker
Harmonic Distortion (Linear Load)	THD < 3%	THD < 3%
Harmonic Distortion (Non-linear Load)	THD < 5%	THD < 5%
Outlet(s) - Total	7	7
Outlet Type	IEC C19 x 2, IEC C13 x 4, Hardwire Terminal Block x 1	IEC C19 x 2, IEC C13 x 4, Hardwire Terminal Block x 1
Outlet(s) - Battery & Surge Protected	7	7
Outlet(s) - Critical Load (CL)	4	4
Outlet(s) - Non-Critical Load (NCL)	3	3
Typical Transfer Time (ms)	0	0
Battery		
Runtime at Half Load (min)	6.4	4.9
Runtime at Full Load (min)	2.3	1.4
Typical Recharge Time (Hours)	4	4
Smart Battery Management (SBM)	Yes	Yes
User-replaceable	Yes - Qualified Personnel Only	Yes - Qualified Personnel Only
Hot-swappable	Yes	Yes
Battery Type	Sealed Lead-acid	Sealed Lead-acid
Replacement Battery Pack	RBP0144	RBP0144
RBP Quantity (pcs)	1	1
Extended Battery Module (EBM)	BPE144VL2U01 (Built-in Charger)	BPE144VL2U01 (Built-in Charger)
Max. EBM Quantity (pcs)	10	10
Surge Protection & Filtering		
Surge Suppression (Joules)	2430	2430
EMI/RFI Filtration	Yes	Yes
Management & Communications		
LCD Panel	Yes	Yes
LCD Orientation	Automatic LCD screen orientation, Rotatable LCD panel	Automatic LCD screen orientation, Rotatable LCD panel
HID Compliant USB Port(s)	1	1
Serial Port	Combo (RS232 + Dry Contact)	Combo (RS232 + Dry Contact)
Emergency Power Off (EPO) Port	Yes	Yes
Power Management Software	PowerPanel® Business	PowerPanel® Business
SNMP/HTTP Remote Monitoring	Yes - Pre-installed	Yes - Pre-installed
Physical		
Form Factor	Rack/Tower	Rack/Tower
Physical Size - UPS Module		
Dimensions (WxHxD) (mm.)	433 x 86.5 x 720	433 x 86.5 x 720
Weight (kg.)	42	42
Installed Rack Height (U)	2	2
Environmental		
Operating Temperature (°C)	0 - 40	0 - 40
Operating Relative Humidity (Non-condensing) (%)	0 - 90	0 - 90
Online Thermal Dissipation (BTU/hr)	1186	1613
Certifications		
Certifications*	CE, EAC, RCM	CE, EAC, RCM
RoHS	Yes	Yes

*Certifications may vary according to different regions. Visit www.cyberpower.com for more information.
 #All specifications are subject to change without notice.