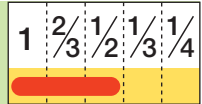




**For FA/Machine Vision**  
**Fixed Focal**

# CF12.5HA-1

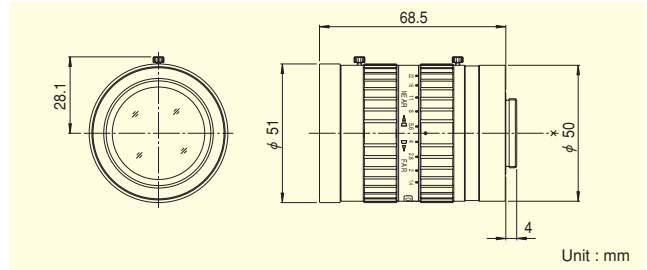
Applicable camera (model)



- FIXED**  
Fixed Focal
- 1.5 Mega**  
For Megapixel Camera
- MANUAL**  
Manual Iris
- C-mt**  
C Mount
- METAL**  
Metal Mount
- F1.4**  
Wide Aperture Rate



- High-resolution design, providing support for up to 1.5 megapixel camera resolution.
- Rear focusing system provides improved performance in macro photography.
- Wide-aperture (F1.4) design achieves clear images under low light intensity.
- Low-distortion design achieving accurate image input.
- Robust enclosure resistant to vibrations and shocks. Equipped with locking knobs for the iris and the focus.



Focal Length (mm)		12.5
Iris Range		F1.4 ~ F22
Operation	Focus	Manual
	Iris	Manual
Angle Of View (H×V)	1"	54°13' × 42°01'
	2/3"	38°47' × 29°35'
	1/2"	28°43' × 21°44'
Focusing Range (From Front Of The Lens) (m)		∞ ~ 0.1
Object Dimensions at M.O.D. (H×V) (mm)	1"	120 × 90
	2/3"	83 × 62
	1/2"	60 × 45
Back Focal Distance (in air) (mm)		16.07
Exit Pupil Position (From Image Plane) (mm)		-101
Filter Thread (mm)		M49 × 0.75
Mount		C
Mass (g)		290

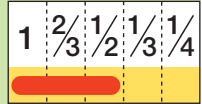
- Remarks**
- With Metal Mount
  - With Locking Knob for Iris and Focus



**For FA/Machine Vision**  
**Fixed Focal**

# CF16HA-1

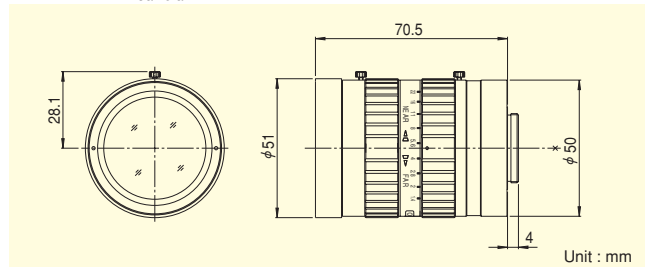
Applicable camera (model)



- FIXED**  
Fixed Focal
- 1.5 Mega**  
For Megapixel Camera
- MANUAL**  
Manual Iris
- C-mt**  
C Mount
- METAL**  
Metal Mount
- F1.4**  
Wide Aperture Rate



- High-resolution design, providing support for up to 1.5 megapixel camera resolution.
- Rear focusing system provides improved performance in macro photography.
- Wide-aperture (F1.4) design achieves clear images under low light intensity.
- Low-distortion design achieving accurate image input.
- Robust enclosure resistant to vibrations and shocks. Equipped with locking knobs for the iris and the focus.



Focal Length (mm)		16
Iris Range		F1.4 ~ F22
Operation	Focus	Manual
	Iris	Manual
Angle Of View (H×V)	1"	43°36' × 33°24'
	2/3"	30°45' × 23°18'
	1/2"	22°37' × 17°04'
Focusing Range (From Front Of The Lens) (m)		∞ ~ 0.1
Object Dimensions at M.O.D. (H×V) (mm)	1"	100 × 75
	2/3"	69 × 51
	1/2"	50 × 37
Back Focal Distance (in air) (mm)		17.99
Exit Pupil Position (From Image Plane) (mm)		-172
Filter Thread (mm)		M49 × 0.75
Mount		C
Mass (g)		280

- Remarks**
- With Metal Mount
  - With Locking Knob for Iris and Focus