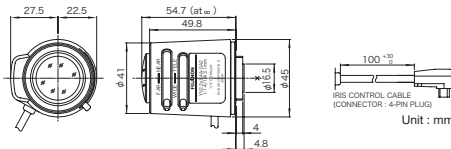


Fish-eye

SD

YV2.2x1.4A-SA2

2.2 x



Fish-Eye Lens View



Vari-Focal **VARI** Fish-Eye 185° DC Auto Iris **DC** CS Mount **CS-mt** ND Filter **ND** Long Cable Aperture Ratio **C230** Large Aperture Ratio **F1.4** RoHS Compliant **RoHS**

Applicable camera (model) **1 2/3 1/2 1/3 1/4**

Focal Length	1.4 - 3.1 (2.2x)	
Iris Range	F1.4 - T360 (Equivalent to F360)	
Operation	Zoom Manual	
	Focus Manual	
	Iris Auto (DC type) *1	
Angle of View (H × V)	1" -	
	2/3" -	
	1/2" -	
	1/3" WIDE	185° × 185° (φ3.45mm)
	1/3" TELE	94° 47' × 69° 26'
	1/4" WIDE	185° × 121°
1/4" TELE	69° 26' × 51° 30'	
Focus Range (From the Lens Front) (m)	∞ - 0.2	
Mass (g)	80	

Vari-Focal

Fixed Focal

Fish-eye

Zoom

Module

Board Vari-Focal

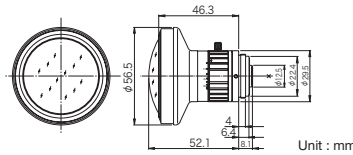
Zoom Lens Wiring

Technical Information


5MP

FE185C046HA-1

Applicable to **1/2**



Fish-Eye Lens View



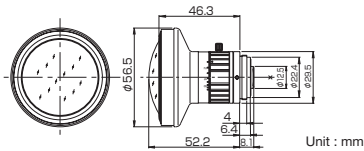
Fuji HD 5MP Fixed Focal **FIXED** Fish-Eye 185° Manual Iris **MANUAL** C Mount **C-mt** Metal Mount **METAL** Large Aperture Ratio **F1.4** RoHS Compliant **RoHS**

Applicable camera (model) **1 2/3 1/2 1/3 1/4**


Focal Length	1.4	
Iris Range	F1.4 - F16	
Operation	Zoom -	
	Focus Fixed	
	Iris Manual	
Angle of View (H × V)	1" -	
	2/3" -	
	1/2" -	185° × 185° (φ4.6mm)
	1/3" WIDE	185° × 144° 47'
	1/3" TELE	185° × 144° 47'
	1/4" WIDE	144° 47' × 108° 35'
1/4" TELE	144° 47' × 108° 35'	
Focus Range (From the Lens Front) (m)	∞ - 0.1	
Mass (g)	140	

FE185C057HA-1

Applicable to **2/3**



Fish-Eye Lens View



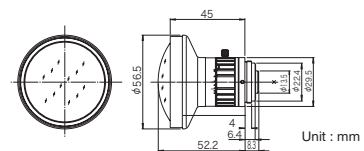
Fuji HD 5MP Fixed Focal **FIXED** Fish-Eye 185° Manual Iris **MANUAL** C Mount **C-mt** Metal Mount **METAL** Large Aperture Ratio **F1.4** RoHS Compliant **RoHS**

Applicable camera (model) **1 2/3 1/2 1/3 1/4**


Focal Length	1.8	
Iris Range	F1.4 - F16	
Operation	Zoom -	
	Focus -	
	Iris -	
Angle of View (H × V)	1" -	
	2/3" -	185° × 185° (φ5.7mm)
	1/2" -	185° × 154° 08'
	1/3" WIDE	154° 08' × 115° 27'
	1/3" TELE	154° 08' × 115° 27'
	1/4" WIDE	-
1/4" TELE	-	
Focus Range (From the Lens Front) (m)	∞ - 0.1	
Mass (g)	135	

FE185C086HA-1

Applicable to **1**



Fish-Eye Lens View



Fuji HD 5MP Fixed Focal **FIXED** Fish-Eye 185° Manual Iris **MANUAL** C Mount **C-mt** Metal Mount **METAL** RoHS Compliant **RoHS**

Applicable camera (model) **1 2/3 1/2 1/3 1/4**

Focal Length	2.7	
Iris Range	F1.8 - F16	
Operation	Zoom -	
	Focus -	
	Iris -	
Angle of View (H × V)	1" -	185° × 185° (φ8.6mm)
	2/3" -	185° × 140° 35'
	1/2" -	136° 18' × 102° 19'
	1/3" WIDE	-
	1/3" TELE	-
	1/4" WIDE	-
1/4" TELE	-	
Focus Range (From the Lens Front) (m)	∞ - 0.2	
Mass (g)	160	

* 1 : The iris automatically closes when the camera is turned off.
 ** YV2.2 × 1.4A-SA2 is an SD lens and is also available in a long cable type (230 mm) or manual type.