

# DATASHEET

## **CRONO CLP871 POE**

### **Aluminium side opening housing with integrated IR illuminator**

- Housing with integrated IR illuminator
- Power **PoE+** (802.3at)
- Weatherproof rating IP66/67 and **IK10** vandal resistant
- Made of die-cast aluminium
- Integrated wiper (on request)
- IR wavelength 850nm
- Adjustable night switch
- Adjustable IR intensity
- IR LED illuminator low consumption and long life
- Illumination up to 160 meters



Integrated wiper version



#### **Side opening housing cable managed powered PoE for D&N cameras with integrated IR illuminator**

The **CRONO CLP871 POE** housing is particularly suitable for DAY&NIGHT cameras with mechanical IR cut filter. This all-in-one solution allows to mount the camera outdoor without needing any additional device. The built-in control circuit, powered directly **POE+**, permits the DAY/NIGHT switching by means of the twilight sensor in the infrared LED array or by external input (dry contact). The optimum performance of the IR LEDs, together with the wide range of adjustments of both the IR switch and the control circuit, allows to reduce installation costs and times.

The die-cast aluminium construction provides high impact resistance and good heat dissipation toward the outside, while the side opening notably simplifies the processes of mounting and maintenance. Supplied with wall bracket cable managed.

There is a wide range of accessories available: double heating, anti-tamper switch, built-in blower, closing with safety lock on rear side.

Suitable for every installation of cameras, megapixel cameras with various lenses.

# DATASHEET

## TECHNICAL DATA

### GENERAL

- body made in die-cast aluminium
- sunshield in techno polymer UV with wide range of adjustment
- painted with polyester powder RAL 7035 (light grey)
- stainless steel bolts and screws
- side opening housing
- wall bracket and joint cable managed
- passage of the cable through wall bracket
- heater
- wide range of accessories
- supplied with instruction manual
- according to RoHS compliance

### ELECTRICAL

- heater
  - power voltage: PoE+ (802.3at)
  - max. consumption 5W
  - t on +15°C t off +22°C (+/- 3°C)
- internal ventilation:
  - max. consumption 1W
  - t on +37°C t off +27°C (+/- 3°C)
- integrated IR illuminator: consumption max. 13W
- trimmer:
  - TR1** adjustable night switch trimmer
  - TR2** adjustable IR intensity of illumination
  - M1** terminal block for external input (dry contact)
- Integrated wiper (optional)
  - input PoE+ (802.3at)

### MECHANICAL

- usable internal space 90x70mm (WxH)
- useful length:: \* see technical chart pag.4
- weatherproof rating IP66/67
- vandal resistant IK10
- indoor/outdoor installation
- operating temperature (with heater) from -20°C to +60°C
  - \* from -30°C to +60°C (with strength heater)
- weight: 3 Kg. (kit version)

### ACCESSORIES

- RP871** strength heater 10W
- VI871** internal ventilation
- TP871** alarm-tamper system
- LC871** safety-lock system

### RELATED PRODUCTS

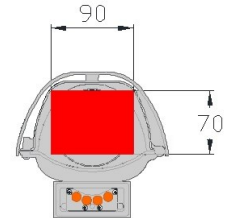
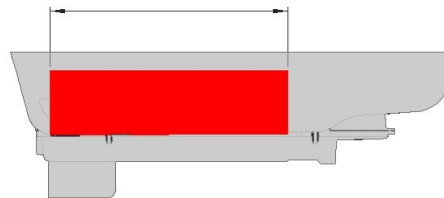
- STS700** ceiling bracket
- SP/A** pole adaptor
- SA/A** corner adaptor
- PA1** reinforcing support plate
- PA1/SD** reinforcing support plate in weatherproof box

# DATASHEET

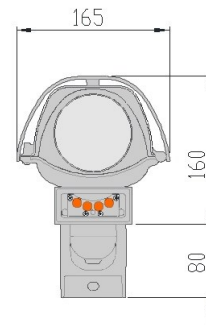
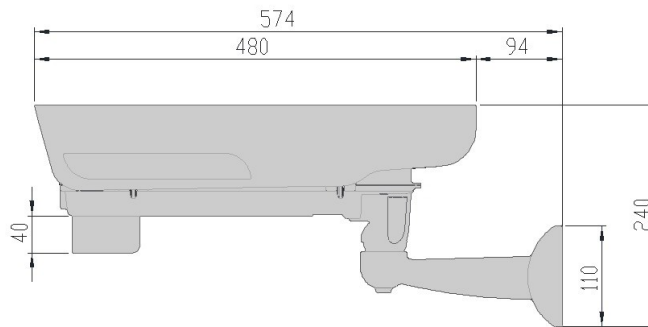
## TECHNICAL DRAWINGS

### Internal useful space

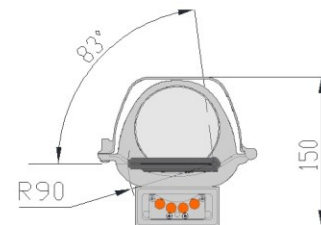
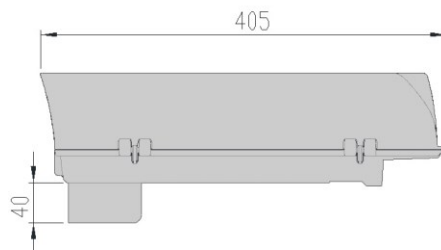
*\*see technical chart pag.4*



### External dimensions



### Integrated wiper version



*The values are in millimeters*

# DATASHEET

**Versions:**

| Model                             | Feeding voltage | IR led consumption | Wiper consumption | Heater consumption | Useful internal length |
|-----------------------------------|-----------------|--------------------|-------------------|--------------------|------------------------|
| CRONO CLP871+TC+ST+RS+IR+WP -POE- | PoE+ (802.3at)  | 13W                | 5W                | 5W                 | 200mm                  |
| CRONO CLP871+TC+ST+RS+IR -POE-    | PoE+ (802.3at)  | 13W                | -                 | 5W                 | 230mm                  |
|                                   |                 |                    |                   |                    |                        |
|                                   |                 |                    |                   |                    |                        |
|                                   |                 |                    |                   |                    |                        |
|                                   |                 |                    |                   |                    |                        |

| Model            | Feeding voltage | Illumination angle | Distance (meters)* |
|------------------|-----------------|--------------------|--------------------|
| CRONO CLP871 POE | PoE+ (802.3at)  | 10°                | 160                |
|                  |                 | 30°                | 110                |
|                  |                 | 60°                | 60                 |

\* typical distance in meters depends of the reflection coefficient of the illuminated scene, camera sensitivity at IR wavelength, lens combination, etc.

| model            | unit weight (Kg.) | package dimension (cm.) WxHxL | package weight (Kg.) |
|------------------|-------------------|-------------------------------|----------------------|
| CRONO CLP871 POE | 3,00              | 21,0 x 18,8 x 50,0            | 3,2 (tot.)           |

Specifications are subject to change without notice, weights and dimensions are indicative

rev. 2318