





AMG155 SERIES INDUSTRIAL MAINS POWERED GIGABIT 30W POE INJECTOR



Industrial Ethernet Solutions

AMG's industrial PoE injectors provide 30W of power injection on one or two Gigabit Ethernet ports. Provided with integrated mains power input and a fault relay as standard ensures maximum system reliability.



 Gigabit x2	 Temp -40~+70°C	 Mounting DIN/Surface	 PSU AC & DC
---	---	---	--

[AMG155 Series]

/ OVERVIEW

Designed in a compact DIN rail or wall mount housing, the AMG155 series industrial Power over Ethernet (PoE) injectors are ideally suited for providing power to remote edge network devices.

Supporting IEEE802.3at 30W they are suitable for powering PoE devices over a wide industrial operating temperature range.

The unique AMG dual active port PoE function enables the units to operate as standard single channel injectors where power is supplied out from a single port or provide PoE power out of both ports simultaneously allowing 2 devices to be powered.

Fitted with an integrated fully industrial mains power supply along with a redundant DC power input and power failure alarm relay ensures maximum operating reliability and the highest levels of performance. The integrated mains power supply can also provide any remaining power as a standard DC voltage output to power 3rd party external devices.

/ FEATURES

- Compact size – ideal for confined spaces, including camera poles and roadside cabinets
- -40°C to +70°C temperature maintains performance in extreme conditions
- Plug & Play – no need for any user configuration
- DIN rail mountable – quick to install and remove for maintenance
- Dual PoE ports support 2 PD devices simultaneously
- Gigabit multirate RJ45 ports support all standard 10/100/1000Mb speeds
- Integrated mains power supply with 48V_{DC} @ 60W output and a 2nd DC power input for redundancy
- Fault relay for dual power input failure notification
- Supports 15W and 30W PoE
- Manufactured in the United Kingdom
- AMG Lifetime Support Warranty

Specifications.

Standards.

IEEE802.3i	10Base-T
IEEE802.3u	100Base-TX
IEEE802.3ab	1000Base-T
IEEE802.3af	15W PoE
IEEE802.3at	30W PoE+
IEEE802.3x	Flow Control
Jumbo Frames	9.2Kbytes
Address Table	2K MAC Entries

Interface.

LED Indicators	2x Power DC Power Output RJ45 Link/Activity PoE
RJ45 Ports	2x 10/100/1000T(X) RJ45 with Auto MDI/MDI-X and 1.5 kV Isolation Protection
Mains Power	1x IEC C14 Socket or 1x 3-Way Barrier Screw Terminal
DC Power/Relay	1x 6 pin removable terminal block with locking screws

Power.

Power Inputs	2
Input 1 Voltage	85-264V _{AC} or 100-370V _{DC}
Input 1 Frequency	47-63 Hz
Input 1 Current	1.8A (115V _{AC}) / 1.0A (230V _{AC})
Input 1 Fuse	3.15A/250V Slow-Blow
Input 2 Voltage	48-56V _{DC}
Power Consumption	2W Max (without PoE Load)
Integrated PSU Type	48V _{DC} @ 60W (Refer to derating chart)
PSE Mode	Mode A
Protection	Reverse Polarity (DC Input Only), Overload Current
Fault Relay	Form A, 60V @ 2A Max

Mechanical.

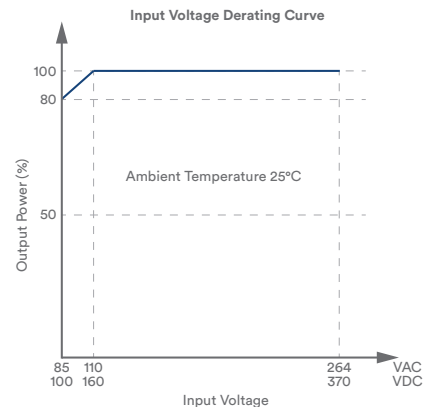
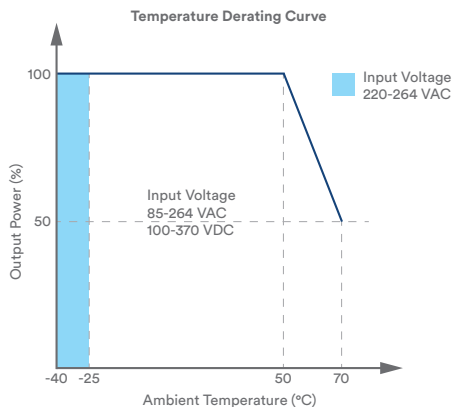
Housing	Anodised Aluminium
Dimensions:	(W x D x H)
Excluding DIN & Wall Mounts	68 x 96 x 108 mm
Including DIN & Wall Mounts	68 x 104 x 132 mm
IP Rating	IP30
Installation	Wall Mount or DIN-Rail
Weight	0.8kg / 1.76lb

Environmental.

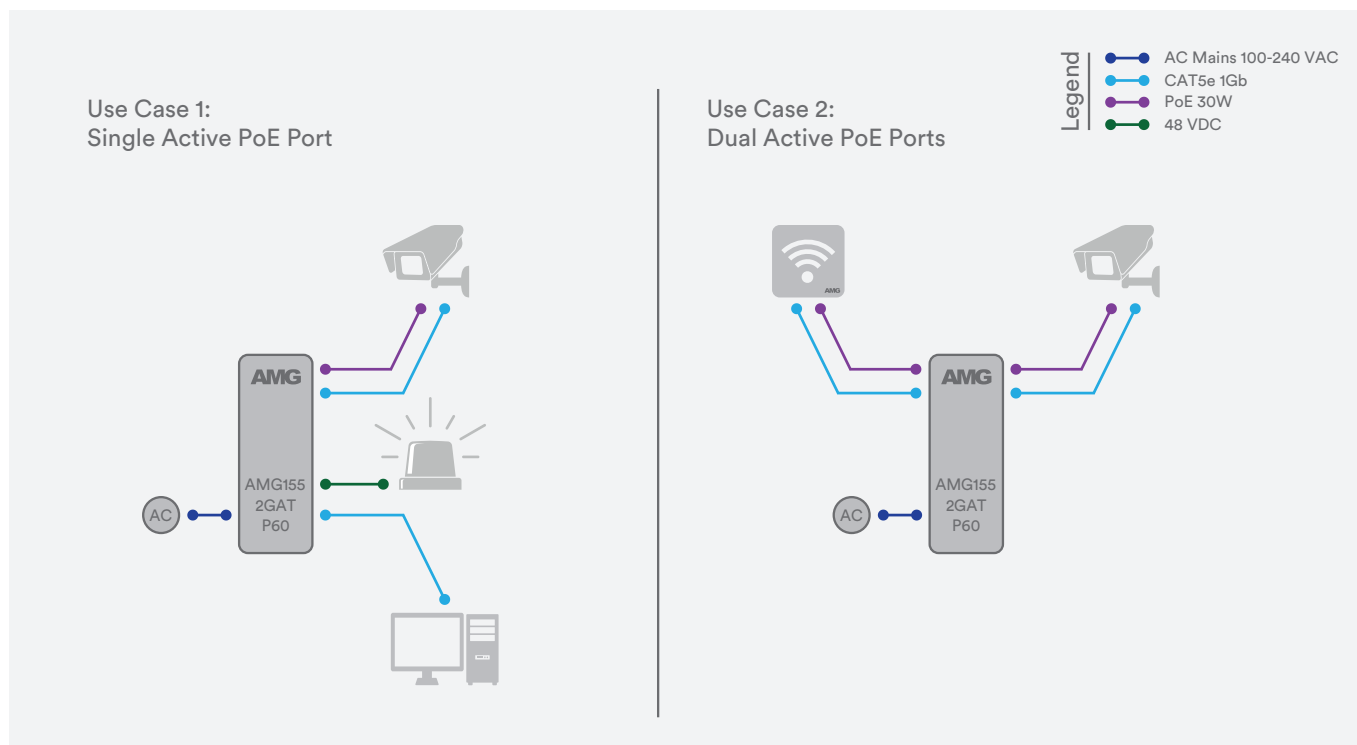
Operating Temp.	-40°C to +70°C
Storage Temp.	-40°C to +85°C
Humidity	5% to 95% (non-condensing)
MTBF	>300,000 hours
MTBF Standard	MIL-HDBK-217F GB 25°C
Heat Dissipation	109 BTU/h (1Ch 30W PoE, No Ext. Load) 218 BTU/h (2Ch 30W PoE, No Ext. Load)
Cooling	Passive Cooling
Noise Level	0 dBA

Regulatory.

Safety	IEC/EN 62368-1 Class II
EMI	EN 55032 Class B CISPR 32
EMS	FCC Part 15B Class B EN 61000-4-2 (ESD) EN 61000-4-3 (RS) EN 61000-4-4 (EFT) EN 61000-4-5 (Surge) EN 61000-4-6 (CS) EN 61000-4-11 (Dips)
Shock	IEC 60068-2-27
Free Fall	IEC 60068-2-32
Vibration	IEC 60068-2-6
Environmental	Reach, RoHS, WEEE



Application Diagram.



Part Numbers.

Industrial PoE Injectors With Integrated Mains PSU

AMG155-2GAT-P60	2 x 10/100/1000BaseT(x) RJ45 with 30W PoE+, Integrated 60W PSU, IEC Input
AMG155-2GAT-P60-T	2 x 10/100/1000BaseT(x) RJ45 with 30W PoE+, Integrated 60W PSU, Barrier Terminal Input

Recommend Redundant PSUs.

AMGPSU-I48-P60 DIN-Rail Mounting Industrial Grade PSU, 48-56VDC, 60W

Notes.

Included Accessories: Left Angle Region Specific IEC Line Cord (For Barrier Terminal Block Models No Line Cord Is Included)

In a continuing effort to improve and advance technology, product specifications are subject to change without notice. Please visit www.amgsystems.com for the latest product specifications.

Proud to be a British
Manufacturer 